

# Writing for violin and cello



This is a  
**bar  
number**

Here are a few examples of how you can turn your melody into a short piece for violin and cello. (of course I could continue by filling in all the missing bars)

The Cello is known for playing low notes, so when you copy two bars of your melody into the bass clef, write the notes down an octave.

1 2 3 4

5 6 7 8

repetition of bars 1 and 2 (treble clef)


repetition of bar 3 (bass clef)

9 10 11 12

inversion of bar 2 (treble clef)

13 14 15 16

sequence of bar 11 (bass clef)




# Sea Shanty


## Hey Ho up we go

### Section A

Composed by: Graham Bennett




Hey, Ho up we go, Hey, Ho is the work we know.




Hey, Ho up we go, Hey, Ho is the work we know.

### Section B




Work-ing so hard in the morn-ing sun, we are work-ing so hard 'till the work is done.




Up and down the deck and mast 'til the work is done and the time has past.

### Section A



Hey, Ho up we go, Hey, Ho is the work we know.



Hey, Ho up we go, Hey, Ho is the work we know.

When the piece is divided into three sections (sections A,B,A) we call this musical structure **TERNARY FORM**

